

# SURFACE TEXTURES

- in a wide variety of decors
- ranging from smooth Enhanced Semi Matt (MS) through to extravagant mirror gloss finish (HS) and everything in between



## **BR** Brightstone

Fine gloss spots and a certain roughness of sandstone lives in the structure Brightstone. The texture is especially suitable for horizontal use in stone reproductions.




## **CM**

Supermatt (CM) complements the extensive range of matt structures. Uniform and with a soft appearance, CM offers an even greater matt alternative to Semi Matt (SM / MS). Compared to Semi Matt, the puristice Supermatt has a reduced gloss level with a comparable soft, silky appearance.



## **CR** Corrosio

The rough, lively material structure Corrosio looks like corroded metal. An overall matt effect broken up with sharp-edges, but also softer uneven areas, it is complemented by the shimmering silk-matt background. Directional yet universal, Corrosio can be used with almost all material and stone decors.



## **FG** Fine Grain

Fine Grain has a fine texture and evokes an association with ceramics and stoneware. Wood becomes tangible, gets a softer feel and a natural impression. The visual matt appearance is supported by its tactile appeal.



## **GR** Solid Granite

This rugged but uniform stone structure is impressive due to its great depth. Solid Granite (GR) is sharp and precise in every detail. Fine differences in height, subtle elevation breaks and the silky matt surface give an authentic and high quality impression. Classic fine structured stones, artificial stones and concrete can be impressively combined with Solid Granite.



## **HS** Enhanced High Gloss

High Gloss: This sophisticated, well-proportioned high gloss texture gives the highest elegance to classic wood- or stone decors. The particularly high gloss level of this texture is in a class of its own. Enhanced High Gloss: High gloss with improved abrasion resistance in HPL (only for selected decors).



## **MP** Miniperl

This classic, directionless pearl structure with a medium gloss level is particularly resistant to mechanical stress and can be used universally for numerous applications and with all decor types.



**MS** Enhanced Semi Matt

Semi Matt: As a classical, semi matt surface texture, this structure can be used universally. The name says it all: silky and pleasant to the touch. Enhanced Semi Matt: Matt structure with improved abrasion resistance for HPL.



**NY** Natural Wood

Naturalness and precision characterise this delicate wood structure. The fine surface texture looks freshly sanded. The pores appear irregular and linear. Their different depth and edge sharpness make them look extremely authentic. Natural Wood can be universally applied to many fine-pored woodgrains. It perfectly accentuates the Scandinavian style, but also exotic- or fruit woods are given a new feel with this structure.



**RT** Rustic Wood

The depth and expression of this structure give striped woodgrains a sporty look. The gloss-matt effect and the natural irregularity of the grain make woodgrains look very authentic.



**SD** Sandpearl

The sandy pearl structure is homogeneous and multi-directional, the fine grain is sharp-edged and precise. The both matt and delicate surface has a modern and well-balanced appearance. It can therefore be used universally for almost all decors.




**SX** Stucotex

This modern structure with numerous material properties is like a chameleon. The craftsmanship of the material is emphasised by the matt, rough feel; momentum and generosity caused by a subtle brush stroke, which gains depth by the glossiness.




**VV** Top Velvet

Top Velvet is a fine parchment structure and is universally applicable. The restrained gloss-matt effect and its discreet parchment gives class and elegance to all directionless decors.



**XM** XTreme Matt

XTreme Matt impresses with a surface of unprecedented colour transparency and depth – and a pleasantly warm, velvety soft feel. Although the matt, low-reflection surface looks particularly elegant, its texture is durable, resistant and easy to clean. The warm, “soft” surface invites you to touch it – and remains resistant to fingerprints or traces of grease.



**XP** XTreme plus

XTreme plus is an attractive matt surface with anti-fingerprint properties. XP impresses with its velvety soft feel and delicate appearance. The structure is extremely durable and easy to clean, making it perfect for horizontal, heavy duty applications.

# HYGIENE PRODUCTS

## ANTIMICROBIAL SURFACES

### HEALTH PROTECTION AS STANDARD!

#### Antimicrobial surface treatment with Pfleiderer products.

For special hygienic requirements, simply rely on materials that actively contribute to health protection. In this way, you reduce the risk for people to become infected with pathogens via surfaces.

#### PFLEIDERER HYGIENE PRODUCTS

##### Standard surfaces<sup>1</sup> (e.g. Duropal HPL)

- 24 h antimicrobial effect (according to JIS Z 2801 / ISO 22196)

<sup>1</sup> not as Duropal XTreme (XM) and Duropal Element XTreme (XM)

