

# PanelStyle



PVC panelling for walls and ceilings

# COVER EVERY SURFACE IN STYLE



Splashpanel Weathered Stone Matt

Smart looking PVC that's easy to **fit**,  
easy to **clean** and easy to **maintain**.

Give your home the wow factor with smart PVC panels. Choose from various ranges of fabulous contemporary designs and do it in style with PanelStyle. Our PVC wall and ceiling panelling is an attractive, cost effective alternative to tiles, paint or wallpaper. It is 100% waterproof, quick and easy to fit and comes in a range of thicknesses to suit every budget and application – and with so many designs to choose from, it's the perfect solution for any and every room.


## CONTENTS

PanelStyle collection	4-5
Splashpanel waterproof wall panelling	6-9
Proplas wall and ceiling panelling	10-15
Proplas tile range	16-21
Technical information & accessories	22

Proplas White Gloss

# SURROUND YOURSELF IN

# PanelStyle

 **100%  
WATERPROOF**  
Suitable for wet areas

 **COST  
EFFECTIVE**  
Value alternative to tiling

 **FAST FIT**  
Quick, easy fit, no wet trades required

 **NO HASSLE**  
Virtually maintenance free

 **NON POROUS**  
Non porous and mould free

 **EASY CLEAN**  
Hygienic and wipe clean

 **COVER IT**  
Can be installed over existing tiling

 **5 YEARS**  
Domestic use warranty

 **FIRE RATED**  
Tested to BS EN 13501 - 1:2007

Splashpanel Sand Marble

Proplas White Sparkle

Proplas Tile Stone Grey



Superb collections of stylish wall and ceiling panels for every room in your home.

**splashpanel**  
waterproof wall panelling

Designed for walls, Splashpanel is a stylish and cost effective alternative to tiles. Panels are 100% waterproof – making them perfect for showers, bathrooms and wetrooms.



**proplas**  
panelling

Fast and easy to fit, with a range of stylish decors to choose from – Proplas panels are ideal for the walls or ceiling of any room. Pick the patterns and textures that suit your style and create the design you're looking for.



**proplas**  
tile range

The Proplas Tile range offers three tile effect wall products with a choice of matt, gloss or satin finish, providing all the great looks of traditional tiling without the mess and maintenance – simply perfect!



# WELCOME TO WALL TO WALL Waterproof Style



Splashpanel Metallic Concrete

**100% WATERPROOF**  
Suitable for wet areas

**COST EFFECTIVE**  
Value alternative to tiling

**FAST FIT**  
Quick, easy fit, no wet trades required

**NO HASSLE**  
Virtually maintenance free

**NON POROUS**  
Non porous and mould free

The 10mm thick cellular PVC structure of Splashpanel ensures the panels are hardwearing yet lightweight. The 100% waterproof panels create a fashionable and functional wall covering that's ideal for shower enclosures, bathrooms and wetrooms. Smooth and easy to clean, with no grout lines, the Splashpanel hygienic, non-porous surface provides excellent protection against bacteria and stains and is mould resistant too.



# DECORS

The 10mm thick panels are 2400mm high and available in both 1000mm and 1200mm widths. They are easy to cut to size and fit by simply bonding to a flat subsurface or timber batten frame for a perfect finish. Samples can be ordered at [www.panelstyle.co.uk](http://www.panelstyle.co.uk) or by emailing [info@panelstyle.co.uk](mailto:info@panelstyle.co.uk)

## Matt



WHITE MARBLE MATT  
SPL21



SILVER TRAVERTINE MATT  
SPL11



WEATHERED STONE MATT  
SPL19



METALLIC CONCRETE MATT  
SPL16



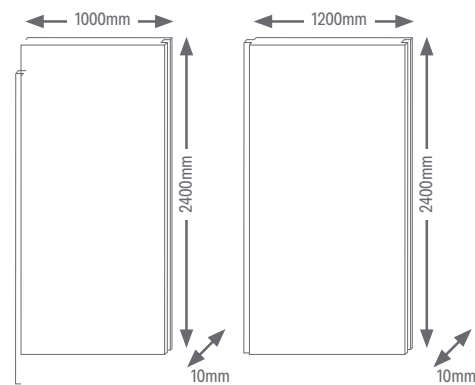
GREY CONCRETE MATT  
SPL17



Splashpanel Grey Concrete Matt

## Splashpanel panel sizes

Please note: 1000mm & 1200mm panels cannot be used together, unless installed with H joint trim.



Coverage per 1000mm panel: 2.4m<sup>2</sup>  
Coverage per 1200mm panel: 2.88m<sup>2</sup>



## Gloss



WHITE GLOSS  
SPLo8




PEARLESCENT WHITE GLOSS  
SPLo5



WHITE CRYSTAL GLOSS  
SPLo7



SILVER TWINE  
SPL13



WHITE MARBLE GLOSS  
SPL20



LIGHT GREY MARBLE GLOSS  
SPLo3



SILVER TRAVERTINE GLOSS  
SPL10



PERGAMON MARBLE GLOSS  
SPLo4



SAND MARBLE GLOSS  
SPL12



TRAVERTINE GLOSS  
SPLo6



BLUE QUARTZ GLOSS  
SPL14



GREY QUARTZ GLOSS  
SPL15



GREY CONCRETE GLOSS  
SPL18



BLACK CRYSTAL GLOSS  
SPLo1