

# THE VIVO+ TRUE HANDLELESS RANGE

- ✓ Painted gloss finish
- ✓ 18mm door thickness
- ✓ High quality materials



I love our rail colour options that add an even more on trend feel to the ultimate contemporary kitchen. If you love straight lines, this is the range for you.

**Andrew Cash, Chief Product Officer**

*Shhh...*

All of our doors and drawers come with soft close as standard




Vivo+ Gloss True Handleless Light Grey

## Gloss Handleless Slab Design

True handleless kitchens are a growing trend, reflected in the increased choice across the Jigsaw brand. Pair one of 6 gloss doors with 3 of our rail colours and create a minimalist look to be proud of.

### AVAILABLE RAIL COLOURS:



### AVAILABLE DOOR COLOURS:



# Vivo+ Gloss True Handleless White & Cashmere

Why not create a two tone true handleless kitchen as shown here. The rose gold rail complements both the white and cashmere door beautifully.



True Handleless Gloss

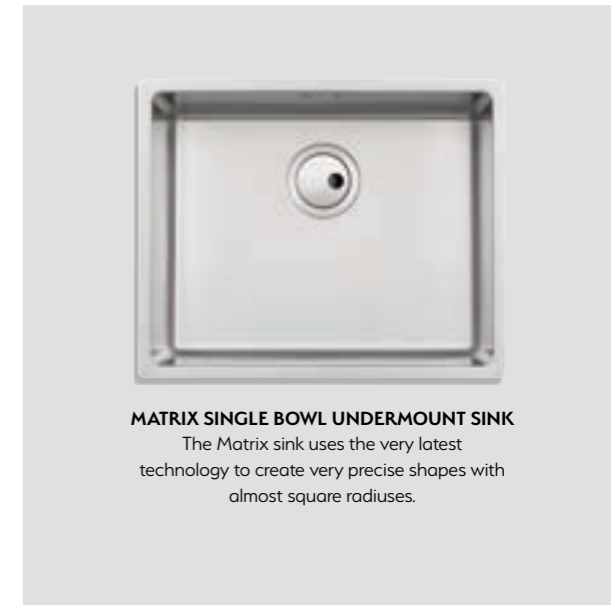


## Vivo+ Gloss True Handleless Ivory

Ivory is a well established colour within the kitchen palette and is an ageless choice for your new kitchen. The classic silver rail is the best foil to the ivory door.

## Vivo+ Gloss True Handleless Dust Grey

The mid tone of dust grey is perfect for those wanting a fascia with definition without domination. An undermount sink within a true handleless kitchen enhances the minimalist aesthetic.



**MATRIX SINGLE BOWL UNDERMOUNT SINK**  
The Matrix sink uses the very latest technology to create very precise shapes with almost square radiuses.



True Handleless Gloss

## Vivo+ Matt True Handleless Dust Grey

Dust grey in a tactile smooth matt finish is complemented beautifully by our new darker graphite rail. Create a kitchen that oozes class with this perfect pair.



- ✓ Painted matt finish
- ✓ 18mm door thickness
- ✓ High quality materials



Vivo+ Matt True Handleless White


## Matt Handleless Slab Design

Make the most of two kitchen fashions with a matt finish on a true handleless kitchen. Choose from a palette of 6 colours with indigo the latest addition.

### AVAILABLE RAIL COLOURS:



Silver



Graphite



Rose Gold

### AVAILABLE DOOR COLOURS:



White



Cashmere



Light Grey



Dust Grey



Anthracite



Indigo

# Vivo+ Matt True Handleless Light Grey & Anthracite

Combine 2 shades of grey to truly stunning effect with light grey and anthracite. Two tone can be used to create specific zones or focal points and to create a look that's personal to you.





## Vivo+ Matt True Handleless Cashmere

Cashmere adds a touch of warmth to the kitchen, yet offers flexibility with floor and wall colours. Island units maximise the effect of the handleless aesthetic, turning it into a true focal point.

## Vivo+ Matt True Handleless Indigo

The darker character of indigo is well suited to large spacious kitchens and more neutral wall and floor finishings. Both silver and rose gold make striking rail partners.



True Handleless Matt

Choose Jigsaw for

# QUALITY

*with painted finishes*

## Lucente...

Our Lucente door is made from 22mm MDF, vacuum sealed on exposed edges, primed and then finished with 2 coats of polyurethane paint. We've even got a colour co-ordinated reverse, but while kitchen doors might look the same, the reality is quite different.

### COMMON PROBLEMS WITH TYPICAL J PULL DOORS:



*Peace of mind with Jigsaw*

## Vivo...

Vivo is manufactured from 18mm MDF and finished in the same process as Lucente. Ensure you know exactly what you're buying and how long you want it to last for.

### COMMON PROBLEMS WITH TYPICAL SLAB DOORS:



#### PEELING VINYL

Vinyl doors are glued and have the propensity to peel when exposed to the regular steam of a kettle or heat of an oven.




#### CHIPBOARD

Chipboard can be used as a door substrate but can blow and raise when exposed to water. Not a good combination for a kitchen.



#### BUBBLED VINYL

Vinyl doors start to bubble before peeling creating an unsightly look that can't be repaired.



#### PEELING EDGES

Look out for peeling edges that can flap and irritate you. It's common in kitchens and home and office furniture.

### HOW JIGSAW'S SLAB & J PULL DOORS ARE DIFFERENT:



Painted finishes ✓

Edges are sealed and painted ✓

18-22mm door thickness ✓

High quality materials ✓